


# How to build a mirror frame out of bottle caps.

What you will need:

- 1) bottle caps
- 2) mirror
- 3) glue(strong)
- 4) paint/brush (if you want)

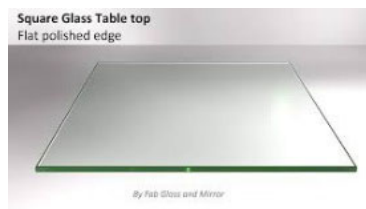


instructions:


- 1) wash your bottle caps so there is no chance of it molding.



- 2) Put your mirror on a flat surface and plan out your design. If you need to paint on your bottle caps for more colors then do so before gluing.



- 3) As you start to glue on make sure the first layer of bottle caps has a thick layer of glue. (because they will be holding other bottle caps)



- 4) Start the second layer. You can stack them, or hang them of the side of each other. (low pressure so you don't break off you other bottle caps)



- 5) Hang on your wall



# How this project helps the environment

This project helps the environment because over 20 million bottle caps have been found on beaches around the world. The US alone makes 29.8 billion bottle caps a year, and only 20 million bottle caps were found on beaches. Think about how many ended up on the beaches then how many more are in the ocean or in landfills not decomposing. Bottle caps are a big problem because every day, the coral reefs and animals are dying because of plastic. By doing this project, we could keep our own bottle caps from even going in the garbage. It takes 1000 years for a bottle cap to decompose; this is horrible because it will create microplastics throughout the years. One bottle cap will be in the world for longer than ten people. That is crazy, so for the short time while we are all here, we need to be protecting the world our grandchildren will be living on. The reason I picked this project is that I love our oceans and the wildlife living in it, and anything to help keep plastic out of our oceans makes me so happy. We all know that water is involved in everything we drink water, so do all animals, which means so many things will not live without water included in their lives. That is a staple reason we need to help our planet.

By: Laska Hughes